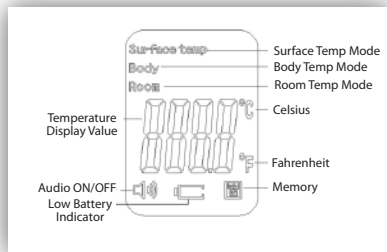


JXB-183

Non-Contact Infrared Thermometer

Quick Start Guide

USING THE THERMOMETER



IMPORTANT: BEFORE TAKING FIRST MEASUREMENT

The thermometer needs to acclimate to the ambient environment (temperature) in which measurements will occur. It is important to allow the JXB-183 to acclimate to the room temperature for at least 15 to 20 minutes prior to first using the thermometer.

Subsequent usage - each time there is a significant change in the ambient temperature due to a change in the environment, allow the JXB-183 to acclimate to this ambient temperature for at least 15 minutes prior to using it.

CHANGING TEMPERATURE MODE

While the thermometer is turned on, press the MODE button to toggle through the three temperature mode options: BODY, SURFACE or ROOM.

NOTE: When first using the thermometer, the default is set to BODY mode.

NOTE: Measurement ranges for each temperature mode are as follows:

- BODY mode: 89.6°F to 109°F (32°C to 43°C)
- SURFACE mode: 32°F to 140°F (0°C to 60°C)
- ROOM mode: 32°F to 104°F (0°C to 40°C)

NOTE: Once the thermometer is powered on, the last temperature mode measured will default as the current temperature mode.

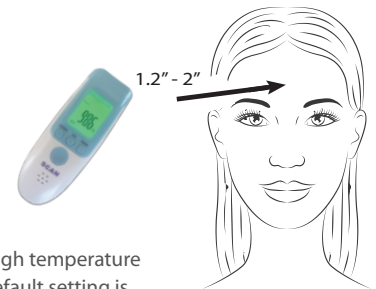
NOTE: Always use the BODY mode to measure internal human temperature.

CHANGING TEMPERATURE UNIT

While the thermometer is turned on, press the °C/°F button to toggle between Celsius and Fahrenheit.


TAKING A MEASUREMENT

1. Press ON/SCAN button to power on the thermometer. When the device is ready, the LCD screen will turn green.
2. Position the thermometer between 1.2" to 2" (3 to 5 cm) from the patient's forehead.
3. Press ON/SCAN button to take measurement.
4. A measurement will be displayed on the LCD screen.
 - To repeat the process, return to step 2.
 - **Allow 3 to 5 seconds between measurements.**
5. The thermometer automatically turns off after 30 seconds of inactivity.




Note: High temperature alarm default setting is 100.4°F (38°C).

LOW BATTERY DETECTION

If the battery voltage is not more than 2.7V, the JXB-183 Non-contact Infrared Thermometer will display the flashed symbol  to remind you to replace both batteries.

CHANGING THE BATTERIES

The JXB-183 Non-contact Infrared Thermometer requires 2 AAA alkaline batteries. When the LCD screen displays , both batteries should be replaced. Open the lid on the underside of the thermometer and replace the batteries, taking great care with the correct battery positioning.

TROUBLESHOOTING

Reasons for Lo message display	Advice	Reasons for Hi message display	Advice
Temperature reading is hampered by hair, perspiration or makeup.	Make sure there is no obstruction or dampness prior to taking temperature.	When body temperature is above 109.2°F (42.9°C).	Temperature reading exceeds measurement range of 89.6°F to 109.2°F (32°C to 43°C). Make sure there is no hot air blowing in the area of use. If necessary, immediately seek medical attention.
Temperature hampered by an air draft or dramatic change in ambient temperature.	Make sure there is no air blowing in the area of use, this could affect the infrared reading.	F2 value is set higher than desired.	Reset high alarm temperature setting closer to or at default value of 100.4°F (38°C).
Temperature readings are too close together and the thermometer did not have time to reboot.	Pause for 3-5 seconds minimum between two readings; a 5 second pause is recommended.	The room/ambient temperature is above 104°F (40°C).	Make sure to operate thermometer between 50°F to 104°F (10°C to 40°C).
Measuring too far from the forehead. The ambient temp < 30°F (0°C).	Take measurements at the recommended distance of 1.2" to 2" (3 to 5 cm) from forehead.	The surface temperature exceeds 140°F (60°C).	Temperature reading exceeds measurement range of 32°F to 140°F (0°C to 60°C).
Measuring after cold compress, taking medicine or bathing.	Make sure measuring environment temperature is higher than 32°F (0°C). If any of these apply, make sure to wait 30 minutes and test again.		



LMP Item# LMP005

1 Year Limited Warranty



Links Medical Products Inc.®

15979 North 76th Street, Unit D
Scottsdale, AZ 85260 USA
888.425.1149

www.linksmed.com